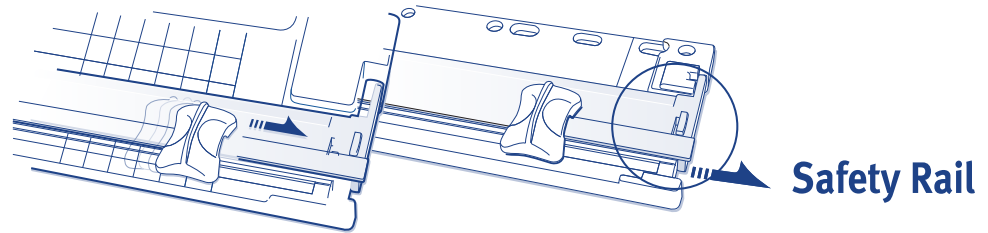


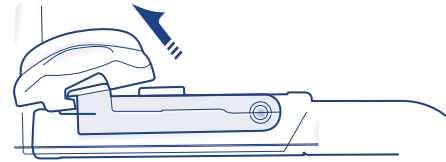
STRAIGHT TRIMMER BLADES:

To avoid injury, please keep fingers away from cutting edge.

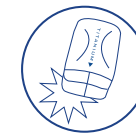
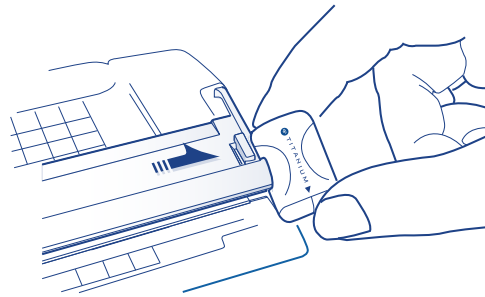
1. Slide carriage to end of ruler



2. Lift back end of carriage over safety rail



3. Continue to slide carriage off



Warning: Blade carriage is extremely sharp.

4. Hook front end of new carriage onto ruler.
Gently push back end down until it snaps into place.

